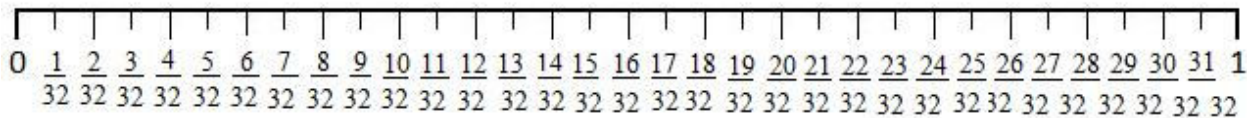
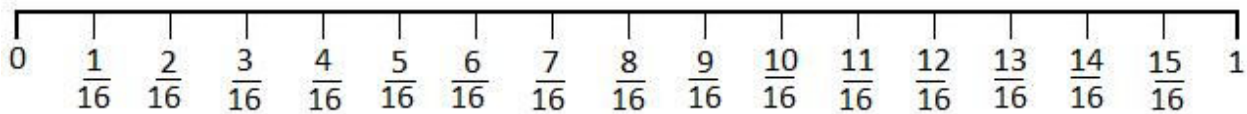
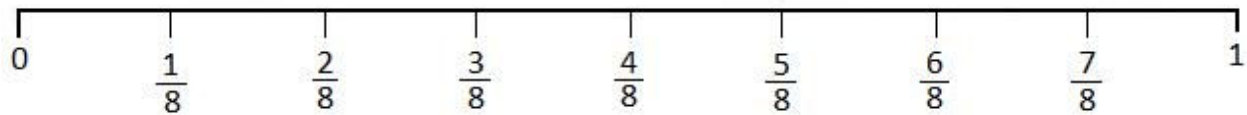
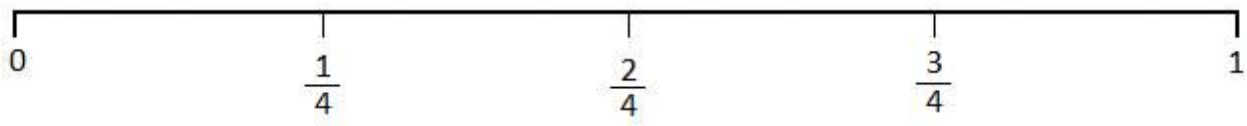
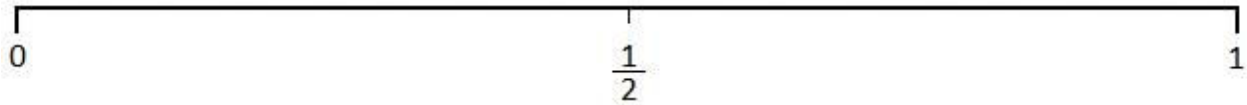


Fraction Number Line # 1



With this fraction Number Line, students will be able to get a visual understanding of the concept of **equivalent fractions**. In this number line, we have broken **one-whole** into **halves**, **fourths**, **eighths**, **sixteenths**, and **thirty-seconds**. You can help your students explore with the number line in a variety of ways.

A recommended student activity is to have students show, by using the fraction number line, that **$\frac{3}{4}$** is the same as **$\frac{6}{8}$** , which is the same as **$\frac{12}{16}$** , which is the same as **$\frac{24}{32}$** . Have them do this for various fractions to help them in their understanding of the concept of **equivalent fractions**.